

A man with a beard, wearing an orange beanie, a blue quilted vest over an orange long-sleeved shirt, and grey cargo pants, stands in front of a white corrugated metal building. He is holding the handle of a black and yellow Stanley hand truck. The hand truck has a yellow toolbox on top and is loaded with various tools. The building has a brick pillar and a door with a small sign that says '34'.

**STANLEY®**

# **MATERIAL HANDLING**

## **Catalogue**

**Hand Trucks | Pallet Trucks | Table Lifters**





# INDEX

## FOLDING HAND TRUCKS

SXWT-FT585	SXWT-FT505	SXWT-FT584
SXWT-FT586	SXWT-FT509	SXWT-FT516
SXWT-FB533	SXWT-FT580	SXWT-FT500
SXWT-FB533L	SXWT-FT581	SXWT-FT501
SXWT-FT582	SXWT-FT591	

## STEEL HAND TRUCKS & MULTI TRUCKS

SXWT-FT520	SXWT-MT519	SXWT-HT538
SXWT-FT521	SXWT-HT522	SXWT-HT539
SXWT-HT523	SXWT-HT526	SXWT-HT513
SXWT-HT524	SXWT-HT535	SXWT-HT514
SXWT-HT525	SXWT-HT537	SXWT-MT515

## PLATFORM TRUCKS

SXWT-PC517	SXWT-PC509	SXWT-PC531
SXWT-PC519	SXWT-PC510	SXWT-PC531B
SXWT-PC527	SXWT-PC511	SXWT-PC532
SXWT-PC527P	SXWT-PC512	SXWT-PC532B
SXWT-PC528	SXWT-MS572	
SXWT-PC508	SXWT-MS573	

## FATMAX TRUCKS

FXWT-712

## FOLDABLE HAND TRUCKS

BXWT-H206-SP	BXWT-H200-SP	BXWT-H202-SP
BXWT-H305	BXWT-H201-SP	

## STEEL HAND TRUCKS

BXWT-H301	BXWT-H302	BXWT-H304
-----------	-----------	-----------

## PLATFORM TRUCKS

BXWT-H204	BXWT-H205-SP	BXWT-H303
-----------	--------------	-----------


## PALLET TRUCKS

SXWT-CPT-20	SXWT-CPT-20W	SXWT-CPT-25
SXWT-CPT-25W	SXWT-CPT-30	SXWT-CPT-25XXS
SXWT-CPT-25XL	SXWT-CPT-25XXL	

## STACKER & LIFTER TRUCKS

SXWTI-CPT-SCALE1	SXWTI-CPT-SCIS10
SXWTI-CSTACK05	SXWTI-CSTACK10
SXWTI-CSTACK15	SXWTI-CTABL-X150
SXWTI-CTABL-X300	SXWTI-CTABL-X500
SXWTI-CTABL-XX350	SXWTI-CTABL-XX800





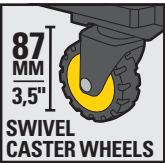
# FOLDING HAND TRUCKS

Our latest STANLEY® Folding Trucks combine the best of both worlds. Strong steel tubing ensures durability and load capacity. The rugged black load plate is cast from aluminum to keep the weight down. Solid TPR wheels run smoothly, quietly, and can't spring a leak. Best of all: every truck folds down to easily fit in the trunk of any car.

# 2-IN-1 FOLDING TRUCK

Easy-to-Use Versatile Utility Cart  
Strong and Durable Design  
Made of strong and durable steel  
Takes Seconds to Open and Close  
Major plastic stress points are made of durable nylon;  
other plastic pieces are polypropelene  
Hand truck and platform cart in one

SXWT-FT585



PRODUCT CODE	BARCODE	CAPACITY	WEIGHT	FOLDED / PLATFORM / HAND TRUCK DIMENSIONS	BASE PLATE / PLATFORM	WHEELS
SXWT-FT585-SP	871496637642	70 / 137 KG	7,4 KG	389 MM X 117 MM X 643 MM 780 MM X 450 MM X 920 MM 450 MM X 416 MM X 1100 MM	388 MM X 231 MM 571 MM X 382 MM	127 MM 86,6 MM TPR+PP



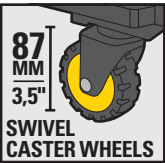


# 2-IN-1 FOLDING TRUCK

Easy-to-Use Versatile Utility Cart  
Strong and Durable Design  
Made of strong and durable steel  
Takes Seconds to Open and Close  
Major plastic stress points are made of durable nylon;  
other plastic pieces are polypropylene  
Hand truck and platform cart in one



SXWT-FT586



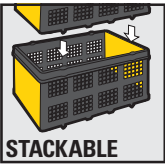

PRODUCT CODE	BARCODE	CAPACITY	WEIGHT	FOLDED / PLATFORM / HAND TRUCK DIMENSIONS	BASE PLATE / PLATFORM	WHEELS
SXWT-FT586-SP	871496639219	70 / 137 KG	7,4 KG	389 MM X 117 MM X 643 MM 780 MM X 450 MM X 920 MM 450 MM X 416 MM X 1100 MM	388 MM X 231 MM 571 MM X 382 MM	127 MM 86,6 MM TPR+PP



# FOLDING UTILITY BASKET

Ideal for use SXWT-FT501, SXWT-PC517,  
SXWT-PC531 and FXWT-711  
Versatile utility basket folds and opens in seconds  
Compact design - for easy storage almost anywhere  
Made of lightweight and durable polypropylene  
Pins on the bottom allow the baskets to be stacked on eachother  
Retractable placement pins allow for easy  
and stable double or triple stacking

SXWT-FB533



PRODUCT CODE	BARCODE	CAPACITY	WEIGHT	FOLDED / UNFOLDED DIMENSIONS
SXWT-FB533-SP	8717496639233	25 KG	3,9 KG	569 MM X 410 MM X 96 MM 569 MM X 410 MM X 330 MM
SXWT-FB533L-SP	8717496639233	25 KG	3,9 KG	569 MM X 410 MM X 96 MM 569 MM X 410 MM X 330 MM



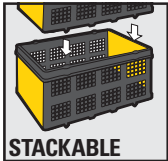



# FOLDING UTILITY BASKET

Ideal for use SXWT-FT501, SXWT-PC517, SXWT-PC531 and FXWT-711  
Versatile utility basket folds and opens in seconds  
Compact design - for easy storage almost anywhere  
Made of lightweight and durable polypropylene

Pins on the bottom allow the baskets to be stacked on each other  
Retractable placement pins allow for easy and stable double or triple stacking

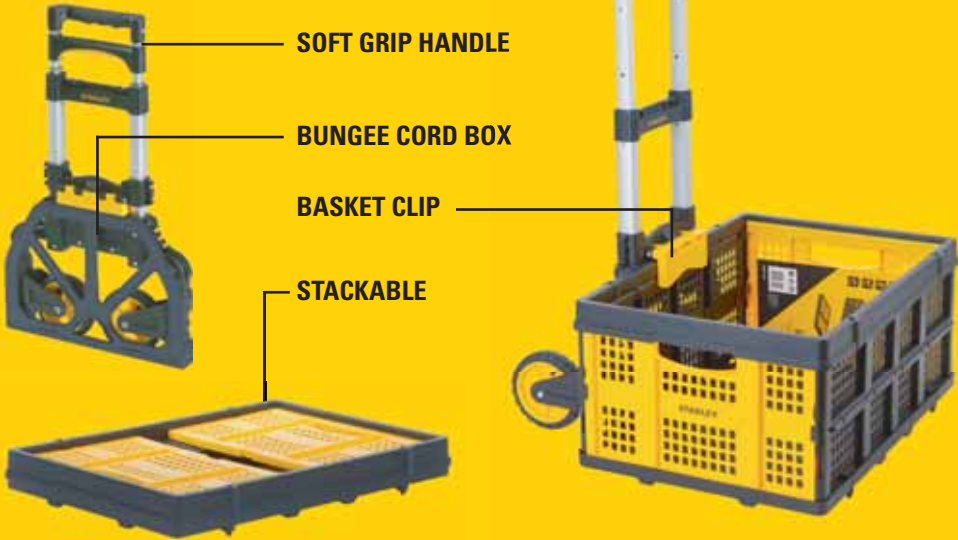
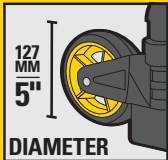
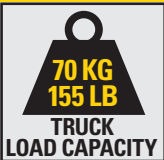
SXWT-FT505



PRODUCT CODE	BARCODE	CAPACITY	WEIGHT	FOLDED / UNFOLDED DIMENSIONS	VOLUME
SXWT-FT505-SP	8717496637581	25 KG	1,8 KG	568 MM X 410 MM X 75 MM 568 MM X 410 MM X 272 MM	40 L

# COMBI PACK

This Combi Pack includes the SXWT-FT501 Folding Hand Truck and SXWT-FT505 Folding Utility Basket



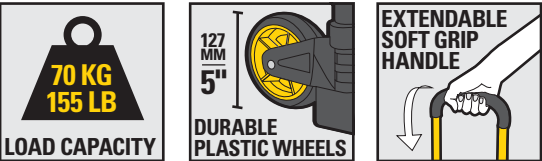
PRODUCT CODE	BARCODE	CAPACITY	WEIGHT	FOLDED / UNFOLDED DIMENSIONS	BASE PLATE SIZE	WHEELS
SXWT-FT509-SP	8717496637826	70 / 25 KG	4 KG	SEE SPECIFICATIONS OF SXWTD-FT501 AND SXWTD-FT505	390 MM X 280 MM	127 MM TPR+PP

# FOLDING HAND TRUCKS

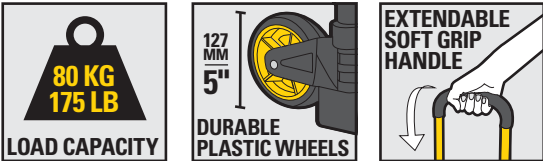
Folds and opens in seconds. Easy to Use and Store  
Comes 100% fully assembled  
Made of strong durable steel  
Major plastic stress points are made of durable nylon;  
other pieces are polypropylene

Adjustable TPR grip handle  
Comes with a bungee cord to safely strap loads onto the hand truck

SXWT-FT580



SXWT-FT581



PRODUCT CODE	BARCODE	CAPACITY	WEIGHT	FOLDED / UNFOLDED DIMENSIONS	BASE PLATE SIZE	WHEELS
SXWT-FT580-SP	8717496637598	70 KG	3,9 KG	390 MM X 60 MM X 730 MM 400 MM X 420 MM X 1020 MM	390 MM X 290 MM	127 MM TPR+PP
SXWT-FT581-SP	8717496638755	80 KG	4,9 KG	390 MM X 60 MM X 730 MM 400 MM X 420 MM X 1020 MM	390 MM X 290 MM	127 MM TPR+PP



# FOLDING HAND TRUCKS

Folds and opens in seconds. Easy to Use and Store  
Comes 100% fully assembled  
Made of strong durable steel  
Major plastic stress points are made of durable nylon;  
other pieces are polypropylene

Adjustable TPR grip handle  
Comes with a bungee cord to safely strap loads onto the hand truck

**SXWT-FT584:** The wheels make sure it is easy to maneuver on stairs, thresholds, curbstones and other obstacles.

SXWT-FT582



SXWT-FT584



PRODUCT CODE	BARCODE	CAPACITY	WEIGHT	FOLDED / UNFOLDED DIMENSIONS	BASE PLATE SIZE	WHEELS
SXWT-FT582-SP	8717496637604	100 KG	4,75 KG	500 MM X 65 MM X 740 MM 500 MM X 450 MM X 980 MM	490 MM X 280 MM	175 MM TPR+PP
SXWT-FT584-SP	8717496637611	30 / 60 KG	3,5 KG	390 MM X 67 MM X 725 MM 410 MM X 410 MM X 1020 MM	390 MM X 290 MM	3X 55 MM TPR+PP

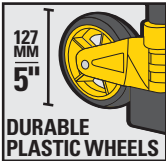
# FOLDING HAND TRUCKS

Folds and opens in seconds  
Easy to use and store and comes 100% fully assembled  
Compact design made of lightweight and durable aluminum  
Major plastic stress points made of durable plastic  
Soft grip handle for added comfort

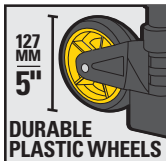
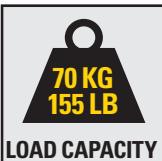
Includes elastic bungee cord in built in storage container  
Compact design - for easy storage almost anywhere  
Silent TPR wheels

SXWT-FT501: Compatible with SXWT-FT505 Folding Basket

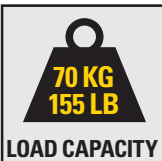
SXWT-FT516



SXWT-FT500



SXWT-FT501



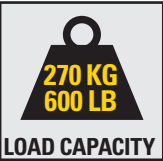
PRODUCT CODE	BARCODE	CAPACITY	WEIGHT	FOLDED / UNFOLDED DIMENSIONS	BASE PLATE SIZE	WHEELS
SXWT-FT516-SP	8717496638052	70 KG	3,1 KG	385 MM X 56 MM X 635 MM 400 MM X 410 MM X 1000 MM	390 MM X 280 MM	127 MM PR+PP
SXWT-FT500-SP	8717496638038	70 KG	3,1 KG	385 MM X 56 MM X 635 MM 400 MM X 410 MM X 1000 MM	390 MM X 280 MM	127 MM TPR+PP
SXWT-FT501-SP	8717496638045	70 KG	3,3 KG	385 MM X 56 MM X 635 MM 400 MM X 410 MM X 1000 MM	390 MM X 280 MM	127 MM TPR+PP



# FOLDING HAND TRUCK

Folds and opens in seconds. Easy to Use and Store  
Comes 100% fully assembled  
Made of strong durable PP and steel  
Major plastic stress points are made of durable nylon;  
other pieces are polypropylene

SXWT-FT591



PRODUCT CODE	BARCODE	CAPACITY	WEIGHT	HAND TRUCK DIMENSIONS	BASE PLATE / PLATFORM	WHEELS
SXWT-FT591	8717496637659	270 KG	8 KG	1170 MM X 158 MM X 450 MM	333 MM X 307 MM	200 MM TPE





# STEEL HAND TRUCKS & MULTI TRUCKS

Designed for the challenges of real working environments, every STANLEY® truck combines user friendly features with rugged build quality for safe, easy and secure moving, whatever the load. STANLEY® trucks are designed from the ground upwards; choose from different chassis types, capacities and lifting capabilities to provide you with the ideal STANLEY® truck for the job.



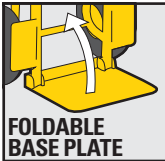
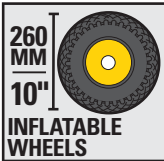
# STEEL FOLDING HAND TRUCKS

Made of tough steel for added strength and durability  
Top frame slides into bottom frame for convenient storage and include knuckle protection  
Move heavy loads, boxes, furniture easily and safely  
Ergonomic handles with knuckle covers

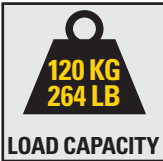
SXWT-FT520: Large pneumatic wheels allow for easy movement  
Available with both pneumatic and solid PU wheels

SXWT-FT521: 3-wheeled design for easy movement over obstacles, thresholds and stairs

SXWT-FT520



SXWT-FT521




PRODUCT CODE	BARCODE	CAPACITY	WEIGHT	FOLDED / UNFOLDED DIMENSIONS	BASEPLATE SIZE	WHEELS
SXWT-FT520	8717496635204	120 KG	11 KG	280 MM X 480 MM X 800 MM 520 MM X 480 MM X 1130 MM	310 MM X 290 MM	260 MM PNEUMATIC
SXWT-FT521	8717496635211	120 KG	15 KG	430 MM X 480 MM X 800 MM 660 MM X 480 MM X 1130 MM	310 MM X 290 MM	3X 150 MM TPR

# STEEL HAND TRUCKS

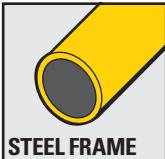
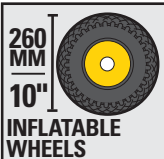
Made of tough steel for added strength and durability  
Move heavy loads, boxes, furniture easily and safely  
Ergonomic handles with knuckle covers  
Available with both pneumatic and solid PU wheels  
**SXWT-FT523:** 3-wheeled design for easy movement over obstacles, thresholds and stairs

**SXWT-FT524:** Built in guides on the back allow for easier handling on stairways  
**SXWT-FT525:** Commercial hand truck with all lightweight aluminum construction Built in guides on the back allow for easier handling on stairways

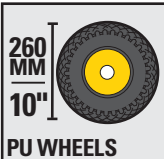
SXWT-HT523



SXWT-HT524



SXWT-HT525

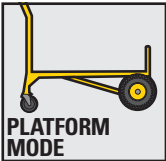
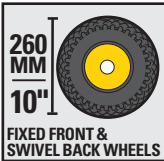


PRODUCT CODE	BARCODE	CAPACITY	WEIGHT	OVERALL DIMENSIONS	BASEPLATE SIZE	WHEELS
SXWT-HT523	8717496635235	200 KG	13,8 KG	590 MM x 520 MM x 1190 mm	305 MM X 240 MM	3X 150 MM PP
SXWT-HT524	8717496635242	250 KG	9,8 KG	490 MM X 550 MM X 1190 MM	305 MM X 240 MM	260 MM PNEUMATIC
SXWT-HT525	8717496635259	200 KG	8,4 KG	480 MM X 510 MM X 1180 MM	400 MM X 205 MM	260 MM PNEUMATIC

# STEEL MULTI TRUCK

Easy and secure handling with this steel hand truck and extra large loading platform for commercial use. Made of durable steel. Guides on the back allow for easy handling on large obstacles like stairs. Large pneumatic wheels allow for easy movement in indoor and outdoor situations. Move your heavy loads, boxes, furniture easy and safely. Heavy duty castors allow for precise steering in platform mode. Available with both pneumatic and solid PU wheels

SXWT-MT519



PRODUCT CODE	BARCODE	CAPACITY	WEIGHT	OVERALL DIMENSIONS	LOADPLATE SIZE	WHEELS
SXWT-MT519	8717496635198	150 / 200 KG	13,6 KG	460 MM X 580 MM X 1435 MM	355 MM X 850 MM	260 MM PNEUMATIC



# STEEL HAND TRUCKS

Commercial hand trucks with durable all steel construction  
Ergonomic handles with knuckle covers  
Available with both pneumatic and solid PU wheels  
Move heavy loads, boxes and furniture indoors or outdoors easily and safely

| SXWT-HT535: Includes 100% assembled folding platform

SXWT-HT522



SXWT-HT526



SXWT-HT535



PRODUCT CODE	BARCODE	CAPACITY	WEIGHT	OVERALL DIMENSIONS	BASEPLATE SIZE	WHEELS
SXWT-HT522	8717496635228	200 KG	9,7 KG	520 MM X 490 MM X 1190 MM	355 MM X 240 MM	260 MM PNEUMATIC
SXWT-HT526	8717496635266	300 KG	11,1 KG	465 MM X 620 MM X 1180 MM	400 MM X 195 MM	260 MM PNEUMATIC
SXWT-HT535	8717496635358	200 KG	11,6 KG	440 MM X 590 MM X 1100 MM 780 MM X 600 MM X 1100 MM	420 MM X 155 MM	260 MM PNEUMATIC

# STEEL P-HANDLE HAND TRUCKS

Commercial hand trucks with durable all steel construction  
Plastic handles provide better grip and include knuckle protection  
Available with both pneumatic and solid PU wheels  
Move heavy loads, boxes and furniture indoors or outdoors easily and safely

| SXWT-HT539: Includes click-on load protectors

SXWT-HT537



SXWT-HT538



SXWT-HT539



PRODUCT CODE	BARCODE	CAPACITY	WEIGHT	OVERALL DIMENSIONS	BASEPLATE SIZE	WHEELS
SXWT-HT537	8717496635372	200 KG	9,6 KG	480 MM X 545 MM X 1310MM	355 MM X 215 MM	260 MM PNEUMATIC
SXWT-HT538	8717496635389	300 KG	13 KG	480 MM X 590 MM X 1320 MM	460 MM X 230 MM	260 MM PNEUMATIC
SXWT-HT539	8717496635396	360 KG	13,6 KG	540 MM X 580 MM X 1310 MM	410 MM X 210 MM	260 MM PNEUMATIC


# ALUMINUM HAND TRUCKS

Industrial quality aluminum hand truck  
Light and durable aluminum construction for added durability whilst minimising weight  
Large pneumatic wheels allows for easy movement indoors and outdoors  
Includes extra large foldable platform for heavy and oversized loads and special guide on the back to use on stairs  
Ideal for industrial use in factories, commercial warehouses, retail stores, delivery services and professional movers

SXWT-HT513



SXWT-HT514



PRODUCT CODE	BARCODE	CAPACITY	WEIGHT	OVERALL DIMENSIONS	BASEPLATE SIZE	WHEELS
SXWT-HT513	8717496635136	200 KG	10 KG	510 MM X 470 MM X 1230 MM	455 MM X 180 MM	260 MM PNEUMATIC
SXWT-HT514	8717496635143	200 KG	13 KG	510 MM X 470 MM X 1230 MM 510 MM X 800 MM X 1230 MM	455 MM X 180 MM 455 MM X 500 MM	260 MM PNEUMATIC




# ALUMINUM MULTI TRUCK

Easy and secure handling with this aluminum hand truck and extra large loading platform for commercial use. Made of durable aluminum. Guides on the back allow for easy handling on large obstacles like stairs. Large pneumatic wheels allow for easy movement in indoor and outdoor situations. Move your heavy loads, boxes, furniture easy and safely. Heavy duty castors allow for precise steering in platform mode.

SXWT-MT515



PRODUCT CODE	BARCODE	CAPACITY	WEIGHT	PLATFORM / HAND TRUCK DIMENSIONS	BASEPLATE SIZE	WHEELS
SXWT-MT515	8717496635150	200 / 250 KG	17 KG	1180 MM X 510 MM X 1030 MM 470 MM X 510 MM X 1320 MM	450 MM X 180 MM	260 MM PNEUMATIC 127 MM CASTERS



# PLATFORM TRUCKS

Designed for the challenges of real working environments, every STANLEY® truck combines user friendly features with rugged build quality for safe, easy and secure moving, whatever the load.

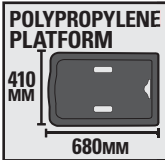
STANLEY® trucks are designed from the ground upwards; choose from different chassis types, capacities and lifting capabilities to provide you with the ideal STANLEY® truck for the job.



# FLAT-FOLDING TRUCKS

- 4-wheeled professional platform truck, folds and opens in seconds
- Robust design made of lightweight and durable aluminum and polypropylene
- Soft grip telescopic handle for secure maneuvering of loads
- Built for commercial warehouses, retail stores, delivery services and professional movers
- Soft grip handle, platform with basket pin slots

SXWT-PC517

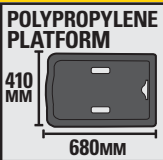


PRODUCT CODE	BARCODE	CAPACITY	WEIGHT	FOLDED / UNFOLDED DIMENSIONS	PLATFORM SIZE	WHEELS
SXWT-PC517-SP	8717496637635	120 KG	6,4 KG	680 MM X 410 MM X 80 MM 680 MM X 410 MM X 920 MM	680 MM X 410 MM	100 MM TPR

# COMBI PACK

- This Combi Pack includes the SXWT-PC517 Flat-Folding Platform Truck and SXWT-FT505 Folding Utility Basket

SXWT-PC519



MULTIPLE HANDLE HEIGHTS

FOLDS UP NICE AND NEAT

SWIVEL CASTER WHEELS

STACK MULTIPLE BASKETS

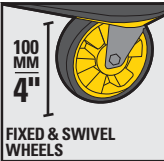


PRODUCT CODE	BARCODE	CAPACITY	WEIGHT	FOLDED / UNFOLDED DIMENSIONS	PLATFORM SIZE	WHEELS
SXWT-PC519-SP	8717496638748	120 / 25 KG	8,5 KG	SEE SPECIFICATIONS OF SXWTD-PC517 AND SXWTD-FT505	680 MM X 410 MM	75 MM TPR

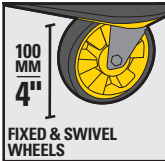
# FOLDING PLATFORM TRUCK

- Steel platform truck folds and opens in seconds
- Tubing and platform made of tough steel for added durability
- Strong, rigid, steel handle for secure maneuvering of loads
- 4 ball bearing wheels for easy and safe steering (NOT SXWT-PC527P)
- Compact design for easy storage


SXWT-PC527



SXWT-PC527P



SXWT-PC528



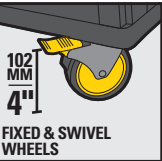
PRODUCT CODE	BARCODE	CAPACITY	WEIGHT	FOLDED / UNFOLDED DIMENSIONS	PLATFORM SIZE	WHEELS
SXWT-PC527	8717496635273	150 KG	7,7 KG	735 MM X 470 MM X 230 MM	735 MM X 470 MM	100 MM BALL BEARING
SXWT-PC527P	8717496635655			735 MM X 470 MM X 830 MM		100 MM PLAIN BEARING
SXWT-PC528	8717496635280	300 KG	14 KG	910 MM X 610 MM X 280 MM 910 MM X 610 MM X 870 MM	910 MM X 610 MM	125 MM BALL BEARING



# COMMERCIAL TRUCKS

4-wheeled professional platform truck, folds and opens in seconds  
Robust design made of lightweight and durable polypropylene  
Strong steel rigid handle for secure maneuvering of loads  
Built for commercial warehouses, retail stores, delivery services and professional movers

SXWT-PC508



SXWT-PC509



PRODUCT CODE	BARCODE	CAPACITY	WEIGHT	FOLDED / UNFOLDED DIMENSIONS	PLATFORM SIZE	WHEELS
SXWT-PC508	8717496635082	150 KG	8,5 KG	740 MM X 470 MM X 270 MM 740 MM X 470 MM X 930 MM	740 MM X 470 MM	102 MM TPR
SXWT-PC509	8717496635099	250 KG	13 KG	900 MM X 610 MM X 290 MM 900 MM X 610 MM X 940 MM	900 MM X 610 MM	127 MM TPR

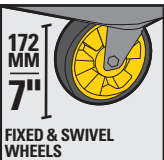
# INDUSTRIAL TRUCKS

4-wheeled professional platform truck, folds and opens in seconds  
Robust design made of lightweight and durable polypropylene  
Strong steel rigid handle for secure maneuvering of loads  
Built for commercial warehouses, retail stores, delivery services and professional movers

SXWT-PC510



SXWT-PC511 AND SXWT-PC512

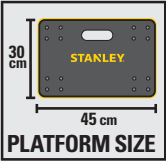


PRODUCT CODE	BARCODE	CAPACITY	WEIGHT	FOLDED / UNFOLDED DIMENSIONS	PLATFORM SIZE	WHEELS
SXWT-PC510	8717496635105	150 KG	10 KG	740 MM X 470 MM X 250 MM 740 MM X 470 MM X 900 MM	740 MM X 470 MM	102 MM TPR
SXWT-PC511	8717496635112	250 KG	17 KG	900 MM X 610 MM X 330 MM 900 MM X 610 MM X 1010 MM	900 MM X 610 MM	172 MM TPR
SXWT-PC512	8717496635129	350 KG	18,6 KG	900 MM X 610 MM X 390 MM 900 MM X 610 MM X 1030 MM	900 MM X 610 MM	172 MM TPR

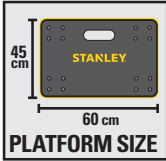
# PLYWOOD MOVING DOLLIES

Extra strong plywood dollies for heavy moving applications. The dollies feature an outer plastic bump guard so you do not scratch any walls when moving. This dolly can be used up to 200 Kg. It has a built-in carry on handle for easy positioning and that makes it easy to move the dolly where you need it.

SXWT-MS572



SXWT-MS573



PRODUCT CODE	BARCODE	CAPACITY	WEIGHT	OVERALL DIMENSIONS	PLATFORM SIZE	WHEELS
SXWT-MS572-SP	8717496635723	200 KG	2,7 KG	450 MM X 300 MM X 125 MM	450 MM X 300 MM	76 MM NYLON
SXWT-MS573-SP	8717496635730	200 KG	4 KG	600 MM X 450 MM X 125 MM	600 MM X 450 MM	76 MM NYLON

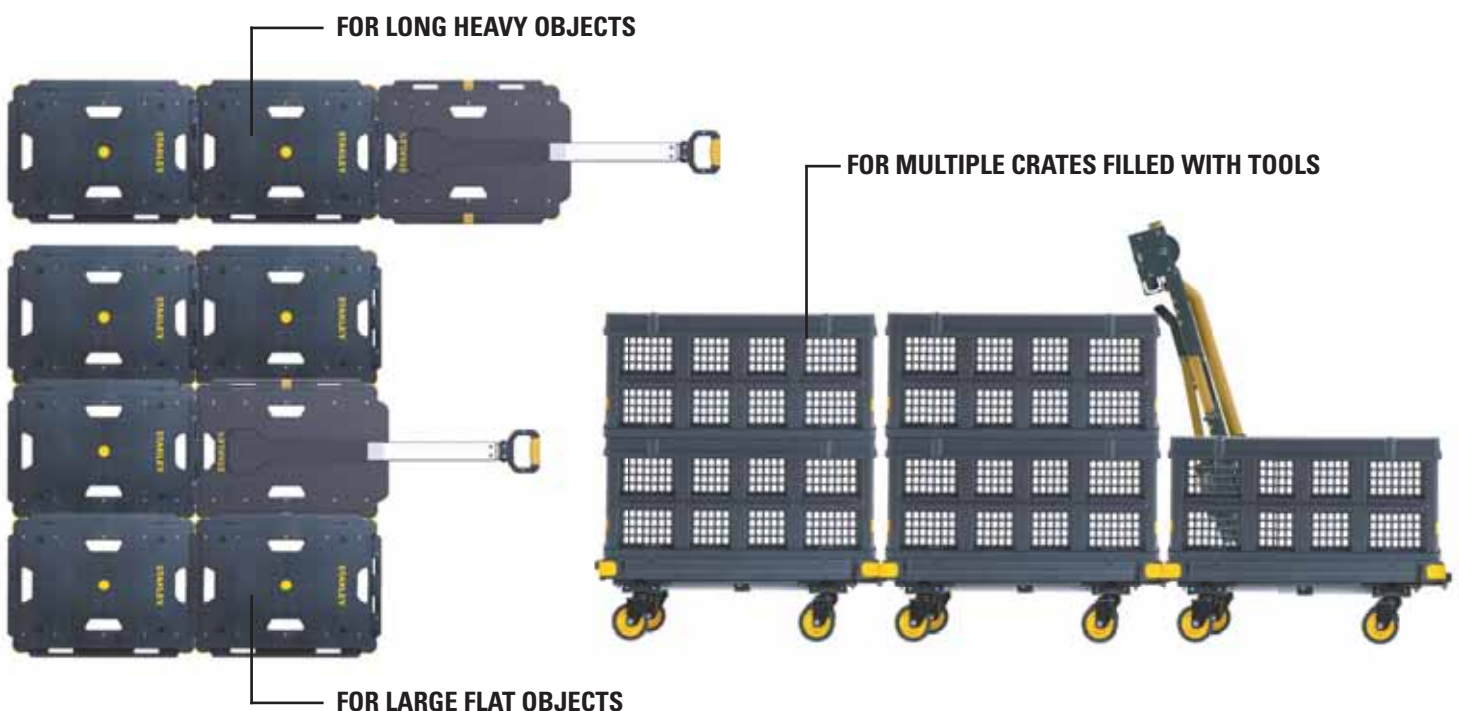


# UTILITY PLATFORM DOLLIES



## CONFIGURATIONS

Combine multiple platform dollies to create a platform that suits your needs.




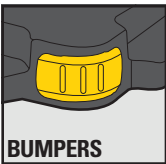


# UTILITY PLATFORM DOLLIES



Patented, 4-wheeled Utility Platform Dolly.  
Takes only Seconds to Open and Close. Major plastic stress points are made of ultra-durable nylon; other plastic pieces are Polypropylene. Fits virtually anywhere for storage.  
Tubing material of aluminum and stainless steel.

SXWT-PC531B: This Combi Pack includes the SXWT-PC531 Utility Platform Dolly and SXWT-FT505 Folding Utility Basket

## SXWT-PC531



## SXWT-PC531B




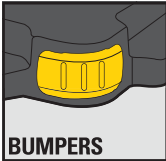
PRODUCT CODE	BARCODE	CAPACITY	WEIGHT	FOLDED / UNFOLDED DIMENSIONS	PLATFORM SIZE	WHEELS
SXWT-PC531-SP	8717496638069	137 KG	5 KG	600 MM X 450 MM X 77 MM 600 MM X 450 MM X 167 MM	600 MM X 450 MM	75 MM TPR
SXWT-PC531B-SP	8717496638267	137 KG	5 KG	SEE SPECIFICATIONS OF SXWTD-PC531 AND SXWTD-FT505	600 MM X 450 MM	75 MM TPR

# UTILITY PLATFORM DOLLIES

Patented, 4-wheeled Utility Platform Dolly.  
Takes only Seconds to Open and Close. Major plastic stress points are made of ultra-durable nylon; other plastic pieces are Polypropylene. Fits virtually anywhere for storage. Tubing material of aluminum and stainless steel.  
Extendable Handle for easy manouvering.

SXWT-PC532B: This Combi Pack includes the SXWT-PC532 Utility Platform Dolly and SXWT-FT505 Folfing Utility Basket


SXWT-PC532



SXWT-PC532B



PRODUCT CODE	BARCODE	CAPACITY	WEIGHT	FOLDED / UNFOLDED DIMENSIONS	PLATFORM SIZE	WHEELS
SXWT-PC532-SP	8717496639134	137 KG	5,6 KG	620 MM X 450 MM X 77 MM 620 MM X 450 MM X 1730 MM	620 MM X 450 MM	75 MM TPR
SXWT-PC532B-SP	8717496638274	137 KG	5,6 KG	SEE SPECIFICATIONS OF SXWTD-PC532 AND SXWTD-FT505	620 MM X 450 MM	75 MM TPR

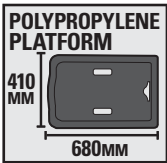


# FATMAX PLATFORM TRUCK

Versatile Utility Cart, folds and opens in seconds  
Easy to Use and Store. Comes 100% Fully Assembled  
Compact lightweight design made of durable Aluminum  
Major plastic stress points are made of durable nylon;  
other plastic pieces are polypropylene  
Tubing material of aluminum and stainless steel  
Soft grip handle, platform with basket pin slots  
Includes adjustable handle and pin slots in platform  
for easy and stable double or triple stacking  
Fits virtually anywhere: planes, buses, trains, trunks,  
garages, closets or under furniture for storage

Versatile Utility Cart. Handle folds down independently  
so the cart can be used as a dolly.  
Fully compatible with SXWT-FT505 Folding Utility Basket

FXWT-712



PRODUCT CODE	BARCODE	CAPACITY	WEIGHT	FOLDED / UNFOLDED DIMENSIONS	PLATFORM SIZE	WHEELS
FXWT-712-SP	8717496639110	135 KG	8,5 KG	680 MM X 410 MM X 80 MM 680 MM X 410 MM X 720 / 820 / 920 MM	680 MM X 410 MM	100 MM TPR





# HAND TRUCKS AND CARTS



# 1 FOLDABLE HAND TRUCKS



## 2-IN-1 FOLDING TRUCK

BXWT-H206-SP

**Easy-to-Use Versatile Utility Cart**  
**Made of strong and durable steel**  
**Takes Seconds to Open and Close**  
**Major plastic stress points are made of durable nylon;**  
**other plastic pieces are polypropelene**  
**Hand truck and platform cart in one**

Barcode (EAN): 8717496637994  
Capacity (kg): 55 HANDTRUCK & 120 PLATFORM  
Weight (kg): 7.3  
Material (kg): Steel  
Open dimensions (cm): 7845x92  
Platform dimensions (cm): 45x41.6x110  
Folded dimensions (cm): 38.9x11.7x64.3  
Base plate (cm): 38.8x28  
Base plate material: Steel  
Wheel diam (cm): 12.7 & 8.6  
Wheel material: Rubber



## Folding Hand Truck

BXWT-H305

**Commercial quality aluminum hand truck. Solid rubber wheels allows for easy movement indoors and outdoors. Ideal for in and around the home an moving use.**

Barcode (EAN): 8717496637734  
Capacity (kg): 90  
Weight (kg): 4.9  
Material (kg): Steel  
Open dimensions (cm): 42.5x38.5x97.5  
Folded dimensions (cm): 20x38x70.5  
Base plate (cm): 35x24  
Base plate material: Steel  
Wheel diam (cm): 10x3.2  
Wheel material: Rubber



## 1. FOLDABLE HAND TRUCKS

### Folding Hand Truck

BXWT-H200-SP

**Folds and opens in seconds. Easy to Use and Store. Comes 100% Fully Assembled. Adjustable soft grip handle. Comes with a bungee cord to safely strap loads onto the hand truck**

Barcode (EAN): 8717496634153  
Loading capacity (kg): 65  
Weight (kg): 3.9  
Material: Steel  
Open dimensions (cm): 40x41x102  
Folded dimensions (cm): 39x6x73  
Base plate (cm): 39x29  
Base plate material: Aluminum  
Wheel diam (cm): 12.7x4  
Wheel material: Rubber



### Folding Stair Climber

BXWT-H201-SP

**Three wheel arrangement easily travels up stairs and over steps. Folds and opens in seconds. Easy to Use and Store. Comes 100% Fully Assembled. Adjustable soft grip handle. Comes with a bungee cord to safely strap loads onto the hand truck**

Barcode (EAN): 8717496634160  
Loading capacity (kg): 30/65  
Weight (kg): 4  
Material: Steel  
Open dimensions (cm): 40x40x102  
Folded dimensions (cm): 39x6x73  
Base plate (cm): 39x29  
Base plate material: Aluminum  
Wheel diam (cm): 5.6x2.5  
Wheel material: Rubber



### Folding Hand Truck

BXWT-H202-SP

**Extra strong foldable hand truck. Folds and opens in seconds. Easy to Use and Store. Comes 100% Fully Assembled. Adjustable soft grip handle.**

Barcode (EAN): 8717496634177  
Loading capacity (kg): 90  
Weight (kg): 4.75  
Material: Steel  
Open dimensions (cm): 50x45x98  
Folded dimensions (cm): 49x6.5x73  
Base plate (cm): 49x28  
Base plate material: Aluminum  
Wheel diam (cm): 17.5x4.5  
Wheel material: Rubber





# 2 STEEL HAND TRUCKS



## 2. STEEL HAND TRUCKS

### Steel Hand Truck

BXWT-H301

**Hand truck with durable all steel construction. Plastic handles include knuckle protection. Large pneumatic wheels allow for easy movement indoors and outdoors. Move heavy loads, boxes and furniture indoors or outdoors easily and safely.**

Barcode (EAN): 8717496637697  
Loading capacity (kg): 120  
Weight (kg): 8.7  
Material: Steel  
Open dimensions (cm): 52.5x45x116  
Base plate (cm): 35x22  
Base plate material: Steel  
Wheel diam (cm): 26  
Wheel material: Pneumatic Rubber



### Steel Hand Truck with Extendable Platform

BXWT-H302

**All steel hand truck with extendable platform for loose and oversized goods. Plastic handles include knuckle protection. Large pneumatic wheels allow for easy movement indoors and outdoors. Move heavy loads, boxes and furniture indoors or outdoors easily and safely.**

Barcode (EAN): 8717496637703  
Loading capacity (kg): 120  
Weight (kg): 9.2  
Material: Steel  
Open dimensions (cm): 52.5x45x117  
Base plate (cm): 35x23  
Base plate material: Steel  
Wheel diam (cm): 27  
Wheel material: Pneumatic Rubber



### Steel Log Truck

BXWT-H304

**Durable all steel log truck with soft grip handle. Steel log tubes keep firewood securely in place. Easily store and move stacks of firewood.**

Barcode (EAN): 8717496637710  
Loading capacity (kg): 120  
Weight (kg): 3.9  
Material: Steel  
Open dimensions (cm): 71x53x109  
Base plate (cm): 39x29  
Base plate material: Steel  
Wheel diam (cm): 26  
Wheel material: Pneumatic Rubber/PP rim





# 3 PLATFORM CARTS





### 3. PLATFORM TRUCKS

## Double Platform Trolley + Basket

BXWT-H204

**Folds flat in seconds for easy storage. Foot pedal activates brake for safe loading. Removable wheels to reduce storing size. Basket clips keep folded basket in place. Includes 1 folding basket.**

Barcode (EAN): 8717496634351  
Loading capacity (kg): 20/40 (upper deck / lower deck)  
Weight (kg): 8.4  
Material: Aluminum  
Open dimensions (cm): 99x60.3x108.8  
Folded dimensions (cm): 73.6x54x15.3  
Base plate (cm): 56.9x40.5  
Base plate material: Aluminum  
Wheel diam (cm): 8.65x2.92/18x3.35  
Wheel material: PP+TPR



## Foldable Basket

BXWT-H205-SP

**Ideal for use with the BXWT-H204. Versatile utility basket folds and opens in seconds. Compact design for easy storage almost anywhere. Retractable placement pins allow for easy and stable double or triple stacking**

Barcode (EAN): 8717496637741  
Loading capacity (kg): 25  
Weight (kg): 1.8  
Material: PP  
Open dimensions (cm): 57 x 41 x 26,5  
Folded dimensions (cm): 757 x 41 x 7,5



## Steel Platform Cart


BXWT-H303

**Steel platform truck folds and opens in seconds. Strong, rigid, steel handle for secure maneuvering of loads. Platform covered with anti slip mat for safe transport. 4 wheels for easy and safe steering. Compact design for easy storage.**

Barcode (EAN): 8717496637727  
Loading capacity (kg): 80  
Weight (kg): 5.6  
Material: Steel  
Open dimensions (cm): 60x40x80.5  
Folded dimensions (cm): 72,5x47x23  
Base plate (cm): 72.5x47  
Base plate material: Steel  
Wheel diam (cm): 10  
Wheel material: PP











**STANLEY®**



**PALLET  
TRUCKS,  
STACKERS &  
TABLE LIFTERS**





# STANLEY PALLET TRUCK FEATURES

## Proportional lowering

Models with proportional lowering allow you to determine the lowering speed of the STANLEY® TRUCK with the hand lever. Pull the lowering handle just slightly to lower the load very slowly. Pull it all the way to lower the load more quickly. This way even very heavy loads can be placed on the ground in a smooth and controlled manner.

## Depth markings

Both commercial and industrial STANLEY® TRUCKS have markings stamped into the forks. This indicates the depth for picking up euro pallets widthwise without the forks sticking out or the rollers getting stuck between the pallet's crossbeams.

## Rollers

Just like the wheels, the rollers differ between Commercial and Industrial STANLEY® TRUCKS. Commercial models are equipped with nylon rollers. Industrial models feature PU rollers that offer more damping.

## Pressure valve

All STANLEY® TRUCKS are equipped with an overload pressure valve. As soon as the loaded weight is too high the pressure valve releases oil from the pump to prevent structural damage to the pump housing and pallet truck.

## Entry / Exit Rollers

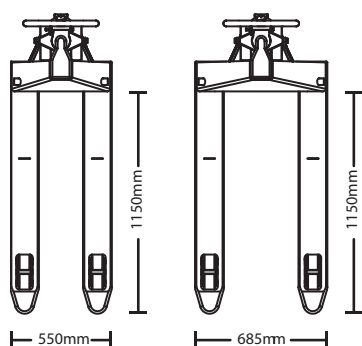
All Industrial STANLEY® TRUCKS have entry / exit rollers. The entry and exit rollers lift the forks slightly, allowing the tandem rollers to roll onto the pallet's floor slats with less effort.



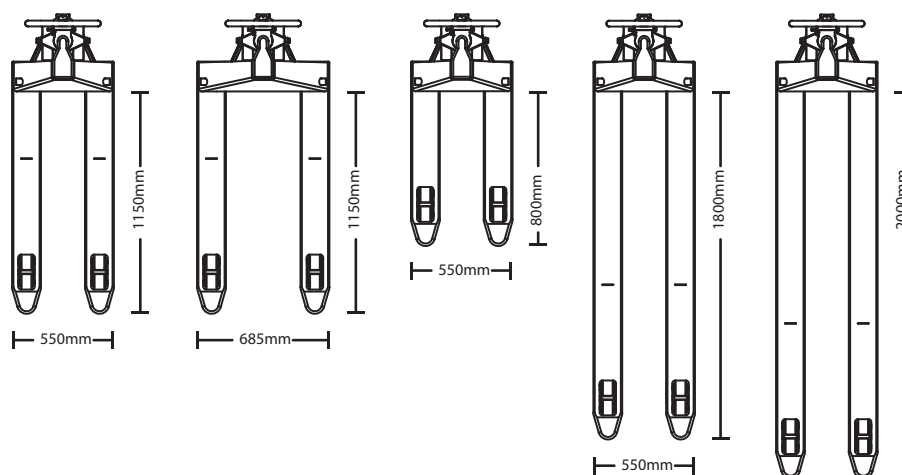


# AVAILABLE FORK SIZES

Commercial Pallet Trucks




Industrial Pallet Trucks




# STEERING WHEEL VARIATIONS

Commercial



Industrial



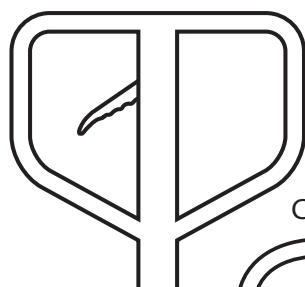
STANLEY® pallet trucks are available in two steering wheel options. The Commercial models have a PU wheel on a Nylon hub. The Industrials have a rubber wheel on an aluminium hub. Both have different advantages.

PU Wheels are harder and thinner. They have less friction on hard surfaces and deform less under heavy loads. This makes them ideally suited for working on a smooth hard surface like concrete. They also are less prone to mark the floor, but can be difficult to move over small obstacles.

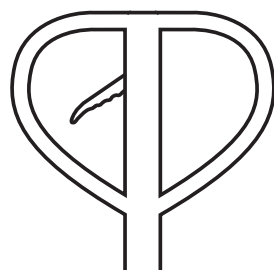
Rubber wheels on the other hand are softer and thicker. The rubber acts as a cushioning. This means they are more equipped to deal with irregularities in the floor surface. These wheels are therefore ideally suited to move over rough tiles or small doorsteps. On concrete floors they make less noise than PU wheels.

# HANDLE SHAPE VARIATIONS

Industrial



Commercial



## Handle Shapes

STANLEY® Commercial Pallet Trucks are equipped with a standard heart shaped steel handle. Industrial trucks have a slightly taller square shaped handle that has more room for your hands to grip vertically. This allows you to push heavy loads more easily.







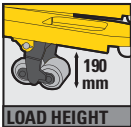
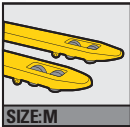
# PALLET TRUCKS

The STANLEY® Commercial Pallet Truck gets the job done. All the essential features are included: overflow valve, tandem rollers, and a three position pump lever. The STANLEY® yellow ensures high visibility. The metal frame is built to last. Available in different fork lengths with smart 80cm markings stamped in the forks.

# PALLET TRUCK - 2000KG STANDARD FORKS



- Handle: Steel, Heart Shaped
- Steering Wheel: PU, 160x50mm
- Rollers: Tandem, PU 70x60mm
- Pump Finish: Powder coat, BLACK
- Entry / Exit Rollers: No
- Proportional Lowering: No
- Quick Lift: No

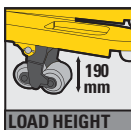
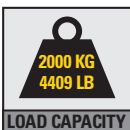
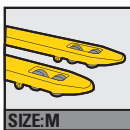


PRODUCT CODE	BARCODE	CAPACITY	DIMENSIONS	WHEELS
SXWT-CPT-20	8717496636454	2000 KG	1150MM x 550MM	160MM x 50MM Alluminium wheel

# PALLET TRUCK - 2000KG WIDE FORKS



- Handle: Steel, Heart Shaped
- Steering Wheel: PU, 160x50mm
- Rollers: Tandem, PU 70x60mm
- Pump Finish: Powder coat, BLACK
- Entry / Exit Rollers: No
- Proportional Lowering: No
- Quick Lift: No

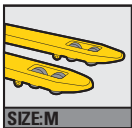


PRODUCT CODE	BARCODE	CAPACITY	DIMENSIONS	WHEELS
SXWT-CPT-20W	8717496636461	2000 KG	680MM x 1220MM	160MM x 50MM Alluminium wheel

# PALLET TRUCK - 2500KG STANDARD FORKS



- Handle: Steel Square shaped, Rubber Wrapped
- Steering Wheel: Rubber/Aluminium 200x50mm
- Rollers: Tandem, PU 80x70mm
- Pump Finish: Powder coat, BLACK
- Entry / Exit Rollers: Yes
- Proportional Lowering: Yes
- Quick Lift: No



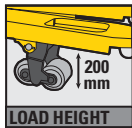
SIZE:M



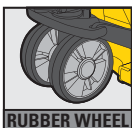
LOAD CAPACITY



SQUARE HANDLE



LOAD HEIGHT



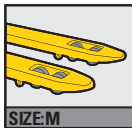
RUBBER WHEEL

PRODUCT CODE	BARCODE	CAPACITY	DIMENSIONS	WHEELS
SXWT-CPT-25	8717496636478	2500 KG	1150MM x 550MM	200MM x 50MM Rubber/Aluminium wheel

# PALLET TRUCK - 2500KG WIDE FORKS



- Handle: Steel Square shaped, Rubber Wrapped
- Steering Wheel: Rubber/Aluminium 200x50mm
- Rollers: Tandem, PU 80x70mm
- Pump Finish: Powder coat, BLACK
- Entry / Exit Rollers: Yes
- Proportional Lowering: Yes
- Quick Lift: No



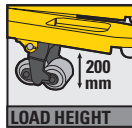
SIZE:M



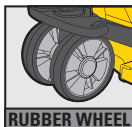
LOAD CAPACITY



SQUARE HANDLE



LOAD HEIGHT



RUBBER WHEEL


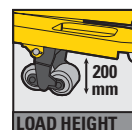
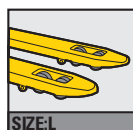
PRODUCT CODE	BARCODE	CAPACITY	DIMENSIONS	WHEELS
SXWT-CPT-25W	8717496636485	2500 KG	685MM x 1220MM	200MM x 50MM Rubber/Aluminium wheel



# PALLET TRUCK - 3000KG STANDARD FORKS



- Handle: Steel Square shaped, Rubber Wrapped
- Steering Wheel: PU, 160x50mm
- Rollers: Tandem, PU 80x70mm
- Pump Finish: Powder coat, BLACK
- Entry / Exit Rollers: Yes
- Proportional Lowering: No
- Quick Lift: No

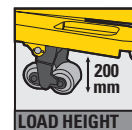
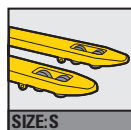


PRODUCT CODE	BARCODE	CAPACITY	DIMENSIONS	WHEELS
SXWT-CPT-30	8717496636492	3000 KG	1550MM x 550MM	160MM x 50MM Alluminium wheel

# PALLET TRUCK - 2500KG SHORT FORKS



- Handle: Steel Square shaped, Rubber Wrapped
- Steering Wheel: Rubber/Aluminium 200x50mm
- Rollers: Tandem, PU 80x70mm
- Pump Finish: Powder coat, BLACK
- Entry / Exit Rollers: Yes
- Proportional Lowering: Yes
- Quick Lift: No



PRODUCT CODE	BARCODE	CAPACITY	DIMENSIONS	WHEELS
SXWT-CPT-25XXS	8717496636508	2500 KG	800MM x 550MM	200MM x 50MM Rubber/Alluminium wheel

# PALLET TRUCK - 1500KG LONG FORKS



- Handle: Steel Square shaped, Rubber Wrapped
- Steering Wheel: Rubber/Aluminium 200x50mm
- Rollers: Tandem, PU 80x70mm
- Pump Finish: Powder coat, BLACK
- Entry / Exit Rollers: Yes
- Proportional Lowering: Yes
- Quick Lift: No



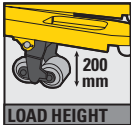
SIZE:XL



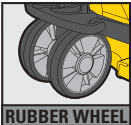
LOAD CAPACITY



SQUARE HANDLE



LOAD HEIGHT



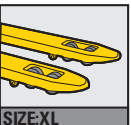
RUBBER WHEEL

PRODUCT CODE	BARCODE	CAPACITY	DIMENSIONS	WHEELS
SXWT-CPT-25XL	8717496636546	1500 KG	1800MM x 550MM	200MM x 50MM Rubber/Aluminium wheel

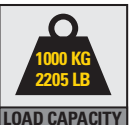
# PALLET TRUCK - 1000KG EXTRA LONG FORKS



- Handle: Steel Square shaped, Rubber Wrapped
- Steering Wheel: Rubber/Aluminium 200x50mm
- Rollers: Tandem, PU 80x70mm
- Pump Finish: Powder coat, BLACK
- Entry / Exit Rollers: Yes
- Proportional Lowering: Yes
- Quick Lift: No



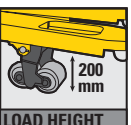
SIZE:XL



LOAD CAPACITY



SQUARE HANDLE



LOAD HEIGHT



RUBBER WHEEL

PRODUCT CODE	BARCODE	CAPACITY	DIMENSIONS	WHEELS
SXWT-CPT-25XXL	8717496636553	1000 KG	2000MM x 550MM	200MM x 50MM Rubber/Aluminium wheel



# STACKER & LIFTER TRUCKS

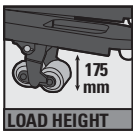
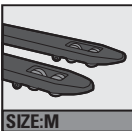
The STANLEY® Commercial Pallet Truck gets the job done. All the essential features are included: overflow valve, tandem rollers, and a three position pump lever. The STANLEY® yellow ensures high visibility. The metal frame is built to last. Available in different fork lengths with smart 80cm markings stamped in the forks.



# SCALE PALLET TRUCK - 2000KG STANDARD



- Handle: Steel Square shaped, Rubber Wrapped
- Steering Wheel: 160x50mm
- Rollers: Tandem, PU 70mm
- Pump Finish: Powder coat, BLACK
- Entry / Exit Rollers: Yes
- Proportional Lowering: Yes
- Quick Lift: No

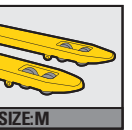
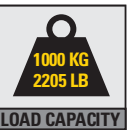


PRODUCT CODE	BARCODE	CAPACITY	DIMENSIONS	WHEELS
SXWTI-CPT-SCALE1	8717496636591	2000 KG	1150MM x 540MM	160MM x 50MM

# SCISSOR PALLET - 1120X550M FORKS



- Handle: Steel Square shaped, Rubber Wrapped
- Steering Wheel: 180x50mm
- Rollers: Single, 74x50mm
- Pump Finish: Powder coat, BLACK
- Entry / Exit Rollers: Yes
- Proportional Lowering: Yes
- Quick Lift: No



PRODUCT CODE	BARCODE	CAPACITY	DIMENSIONS	WHEELS
SXWTI-CPT-SCIS10	8717496636607	1000 KG	1220MM x 550MM	180MM x 50MM

# MANUAL STACKER - 1600MM HEIGHT



- Handle: Steel Square shaped, Rubber Wrapped
- Steering Wheel: Casters, offset for stability
- Rollers: Tandem
- Pump Finish: Powder coat, BLACK
- Entry / Exit Rollers: Yes
- Proportional Lowering: Yes
- Quick Lift: Foot pedal



PRODUCT CODE	BARCODE	CAPACITY	DIMENSIONS	WHEELS
SXWTI-CSTACK05	8717496636614	500 KG	1150MM x 550MM	Casters, offset for stability
SXWTI-CSTACK10	8717496636621	1000 KG	1150MM x 550MM	Casters, offset for stability

# MANUAL STACKER - 1600MM HEIGHT



- Handle: Steel Square shaped, Rubber Wrapped
- Steering Wheel: Casters, offset for stability
- Rollers: Tandem
- Pump Finish: Powder coat, BLACK
- Entry / Exit Rollers: Yes
- Proportional Lowering: Yes
- Quick Lift: Foot pedal

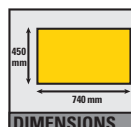
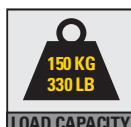
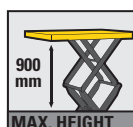


PRODUCT CODE	BARCODE	CAPACITY	DIMENSIONS	WHEELS
SXWTI-CSTACK15	8717496636638	1500 KG	1060MM x 200-950MM	Casters, offset for stability

# TABLE LIFTER - 900MM HEIGHT



- Handle: Steel
- Steering Wheel: Casters, 100mm
- Rollers: No
- Pump Finish: Powder coat, BLACK
- Entry / Exit Rollers: No
- Proportional Lowering: Yes
- Quick Lift: Foot pedal

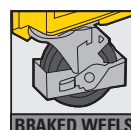
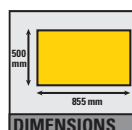


PRODUCT CODE	BARCODE	CAPACITY	DIMENSIONS	WHEELS
SXWTI-CTABL-X150	8717496636645	150 KG	740MM x 450MM	100MM Casters

# TABLE LIFTER - 900MM HEIGHT



- Handle: Steel
- Steering Wheel: Casters, 127mm
- Rollers: No
- Pump Finish: Powder coat, BLACK
- Entry / Exit Rollers:
- Proportional Lowering: Yes
- Quick Lift: Foot pedal



X300

X500

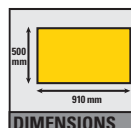
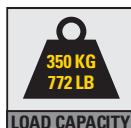
PRODUCT CODE	BARCODE	CAPACITY	DIMENSIONS	WHEELS
SXWTI-CTABL-X300	8717496636652	300 KG	855MM x 500MM	127MM Casters
SXWTI-CTABL-X500	8717496636669	500 KG	855MM x 500MM	127MM Casters



# TABLE LIFTER - 1300MM HEIGHT



- Handle: Steel
- Steering Wheel: Casters, 127mm
- Rollers: No
- Pump Finish: Powder coat, BLACK
- Entry / Exit Rollers: No
- Proportional Lowering: Yes
- Quick Lift: Foot pedal

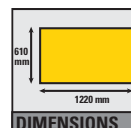


PRODUCT CODE	BARCODE	CAPACITY	DIMENSIONS	WHEELS
SXWTI-CTABL-XX350	8717496636676	350 KG	910MM x 500MM	127MM Casters

# TABLE LIFTER - 1500MM HEIGHT



- Handle: Steel
- Steering Wheel: Casters, 150mm
- Rollers: No
- Pump Finish: Powder coat, BLACK
- Entry / Exit Rollers: No
- Proportional Lowering: Yes
- Quick Lift: Foot pedal



PRODUCT CODE	BARCODE	CAPACITY	DIMENSIONS	WHEELS
SXWTI-CTABL-XX800	8717496636683	800 KG	1220MM x 610MM	150MM Casters

[illegible]



[illegible]



**StanleyBlack&Decker**

**SCAN TO FOLLOW US**

ON SOCIAL MEDIA, ACCESS OUR  
LATEST CATALOGUES AND MORE.



---

---

# STANLEY®

---

---

STANLEY BLACK & DECKER INDIA PRIVATE LIMITED

No.28 "Akemps". 3<sup>rd</sup> Main, 1<sup>st</sup> Cross, Ashwini Layout, Koramangala Intermediate Ring Road,  
3<sup>rd</sup> Main Rd, Bengaluru, Karnataka-560047

✉ [sbd-customercommunications@sbdinc.com](mailto:sbd-customercommunications@sbdinc.com)

Customer Support # 1800 203 0644 ☎ +91 9606055835

CAT-CPG0008